



EAGLE
PLASTICS
& RUBBER COMPANY

MUD
FLAPS
& BUMPERS
MUD
FLAPS
& BUMPERS
MUD
FLAPS
& BUMPERS

MUD FLAPS


Eagle Plastics & Rubber offers an extensive selection of high quality constructed mud flaps for heavy-duty trucks, trailers and commercial vehicles. We also offer products for the agricultural industry manufactured through the extrusion or molding of rubber and thermoplastic materials. Our mud flaps are available in a variety of quality materials, sizes and colors that can be easily decorated with custom logos.



CAUTION
WIDE
TURNS


RUBBER BLEND

RUBBER BLEND flaps are made from a unique hybrid of recycled rubber that provides the best combination of strength and flexibility. RUBBER BLEND flaps are well suited for hot-stamping or logo art.




1/2" PROFILE

| PART NO. | DESCRIPTION | DIMENSIONS | LBS EACH |
|-----------|---------------|------------|----------|
| ER4502424 | 1/2" AS/Matte | 24" x 24" | 8.5 |
| ER4502430 | 1/2" AS/Matte | 24" x 30" | 10.6 |
| ER4502436 | 1/2" AS/Matte | 24" x 36" | 12.7 |
| ER4502442 | 1/2" AS/Matte | 24" x 42" | 14.8 |



3/8" PROFILE

| PART NO. | DESCRIPTION | DIMENSIONS | LBS EACH |
|-----------|---------------|------------|----------|
| ER3752424 | 3/8" AS/Matte | 24" x 24" | 5.7 |
| ER3752430 | 3/8" AS/Matte | 24" x 30" | 7 |
| ER3752436 | 3/8" AS/Matte | 24" x 36" | 8.7 |
| ER3752442 | 3/8" AS/Matte | 24" x 42" | 10 |



.320 GAUGE PROFILE

| PART NO. | DESCRIPTION | DIMENSIONS | LBS EACH |
|-----------|------------------|------------|----------|
| ER3202424 | .320 Support Bar | 24" x 24" | 5.1 |
| ER3202430 | .320 Support Bar | 24" x 30" | 6.4 |
| ER3202436 | .320 Support Bar | 24" x 36" | 7.8 |
| ER3202442 | .320 Support Bar | 24" x 42" | 9.0 |



1/4" PROFILE

| PART NO. | DESCRIPTION | DIMENSIONS | LBS EACH |
|-----------|----------------|------------|----------|
| ER2502424 | 1/4" GRS Matte | 24" x 24" | 4.3 |
| ER2502430 | 1/4" GRS Matte | 24" x 30" | 5.3 |
| ER2502436 | 1/4" GRS Matte | 24" x 36" | 6.4 |
| ER2502442 | 1/4" GRS Matte | 24" x 42" | 7.8 |



ECONOMY RUBBER BLEND

An affordable alternative to molded rubber Chevron flaps. Made from recycled material. Printable surface.



.150 GAUGE PROFILE

| PART NO. | DESCRIPTION | DIMENSIONS | LBS EACH |
|-----------|-------------|------------|----------|
| ER1502424 | PG/Matte | 24" x 24" | 3.4 |
| ER1502430 | PG/Matte | 24" x 30" | 4.2 |
| ER1502436 | PG/Matte | 24" x 36" | 5.0 |



RUBBER BLEND QUARTER FENDER FLAPS

1/4" PROFILE

| PART NO. | DESCRIPTION | DIMENSIONS | LBS EACH |
|-----------|-----------------------------------|------------|----------|
| ER2502406 | Black Ribbed, Quarter Panel Flaps | 24" x 6" | 1.0 |



3/8" PROFILE

| PART NO. | DESCRIPTION | DIMENSIONS | LBS EACH |
|-----------|-----------------------------------|------------|----------|
| ER3752406 | Black Ribbed, Quarter Panel Flaps | 24" x 6" | 1.5 |



POLY

Made from the highest quality polymeric materials and elastomeric resins, Poly mud flaps are alloyed to provide resistance to cracking and breaking under extreme conditions.



3/8" PROFILE

| PART NO. | DESCRIPTION | DIMENSIONS | LBS EACH |
|-----------|----------------------|------------|----------|
| EB3752424 | Black Poly, AS/Matte | 24" x 24" | 5 |
| EB3752430 | Black Poly, AS/Matte | 24" x 30" | 6.2 |
| EB3752436 | Black Poly, AS/Matte | 24" x 36" | 7.5 |
| EW3752424 | White Poly, AS/Matte | 24" x 24" | 5 |
| EW3752430 | White Poly, AS/Matte | 24" x 30" | 6.2 |
| EW3752436 | White Poly, AS/Matte | 24" x 36" | 7.5 |



.320 GAUGE PROFILE

| PART NO. | DESCRIPTION | DIMENSIONS | LBS EACH |
|-----------|-------------------------|------------|----------|
| EB3202424 | Black Poly, Support Bar | 24" x 24" | 4.4 |
| EB3202430 | Black Poly, Support Bar | 24" x 30" | 6.4 |
| EB3202436 | Black Poly, Support Bar | 24" x 36" | 7.4 |
| EW3202424 | White Poly, Support Bar | 24" x 24" | 4.4 |
| EW3202430 | White Poly, Support Bar | 24" x 30" | 6.4 |
| EW3202436 | White Poly, Support Bar | 24" x 36" | 7.4 |



1/4" PROFILE

| PART NO. | DESCRIPTION | DIMENSIONS | LBS EACH |
|-----------|------------------|------------|----------|
| EB2502424 | Black Poly, H.D. | 24" x 24" | 3.7 |
| EB2502430 | Black Poly, H.D. | 24" x 30" | 4.6 |
| EB2502436 | Black Poly, H.D. | 24" x 36" | 5.5 |
| EW2502424 | White Poly, H.D. | 24" x 24" | 3.7 |
| EW2502430 | White Poly, H.D. | 24" x 30" | 4.6 |
| EW2502436 | White Poly, H.D. | 24" x 36" | 5.5 |



3/16" PROFILE

| PART NO. | DESCRIPTION | DIMENSIONS | LBS EACH |
|-----------|----------------------|------------|----------|
| EB1702416 | Black Poly, Standard | 24" x 16" | 2.5 |
| EB1702418 | Black Poly, Standard | 24" x 18" | 2.8 |
| EB1702424 | Black Poly, Matte | 24" x 24" | 3.5 |
| EB1702428 | Black Poly, Matte | 24" x 28" | 4 |
| EB1702430 | Black Poly, Matte | 24" x 30" | 4.2 |
| EB1702436 | Black Poly, Matte | 24" x 36" | 5 |
| EW1702416 | White Poly, Standard | 24" x 16" | 2.5 |
| EW1702418 | White Poly, Standard | 24" x 18" | 2.8 |
| EW1702424 | White Poly, Matte | 24" x 24" | 3.5 |
| EW1702428 | White Poly, Matte | 24" x 28" | 4 |
| EW1702430 | White Poly, Matte | 24" x 30" | 4.2 |
| EW1702436 | White Poly, Matte | 24" x 36" | 5 |

POLY QUARTER FENDER FLAPS

3/16" PROFILES

| PART NO. | DESCRIPTION | DIMENSIONS | LBS EACH |
|----------|-----------------------------|------------|----------|
| EBFE2406 | Black, Quarter Fender Flaps | 24" x 6" | .8 |
| EWFE2406 | White, Quarter Fender Flaps | 24" x 6" | .8 |



DESIGN YOUR OWN MUD FLAPS

We are the leader in the custom mud flap industry. We can turn your logo, business card, letterhead and other artwork into a custom design. Custom logo artwork tooling fees apply and costs vary depending on size and number of colors.

Or use our existing tools for trucks, trailers, dozers, cement & dump bodies. There is a 50 piece minimum but no tooling fee or set up charge when using hot-stamped block lettering.

BLOCK LETTER OPTIONS

2" LETTERS - 16 characters per line
 3" LETTERS - 12 characters per line
 4" LETTERS - 10 characters per line

- Rounded corners and 45° angle cut available
- Can mix sizes and print colors

MULTIPLE COLORS AVAILABLE



MOLDED RUBBER

3/8" PROFILE- CHEVRON

| PART NO. | DESCRIPTION | DIMENSIONS | INSERT | BACKING | LBS EACH |
|-----------|-------------|------------|--------|---------|----------|
| CHEV37524 | Chevron | 24" x 24" | None | RC | 6.8 |
| CHEV37530 | Chevron | 24" x 30" | None | RC | 7.4 |
| CHEV37536 | Chevron | 24" x 36" | None | RC | 8.5 |


1/4" PROFILE - CHEVRON

| PART NO. | DESCRIPTION | DIMENSIONS | INSERT | BACKING | LBS EACH |
|----------|-------------|------------|--------|---------|----------|
| CHEV2424 | Chevron | 24" x 24" | None | SM | 4.9 |
| CHEV2430 | Chevron | 24" x 30" | None | SM | 5.5 |
| CHEV2436 | Chevron | 24" x 36" | None | SM | 6.6 |


5/16" PROFILE

| PART NO. | DESCRIPTION | DIMENSIONS | LBS EACH |
|----------|-------------------------|------------|----------|
| MR31224 | Pebble economy mud flap | 24" x 24" | 5 |
| MR31230 | Pebble economy mud flap | 24" x 30" | 5.5 |
| MR31236 | Pebble economy mud flap | 24" x 36" | 6.6 |

MOLDED RUBBER continued on next page...



CHEV37530



CHEV2430



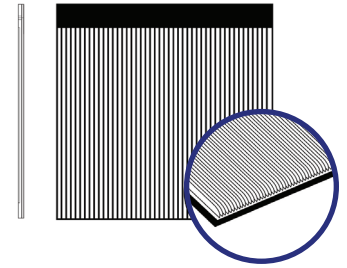
MOLDED RUBBER CONT'D

3/8" PROFILE - RAIN CHANNEL ANTI-SPRAY

| PART NO. | DESCRIPTION | DIMENSIONS | INSERT | BACKING | LBS EACH |
|----------|-------------|------------|-----------|---------|----------|
| SF24AS | Super Flap | 24" x 24" | 20" x 20" | RC/AS | 5.2 |
| SF30AS | Super Flap | 24" x 30" | 20" x 20" | RC/AS | 7.4 |
| SF36AS | Super Flap | 24" x 36" | 20" x 20" | RC/AS | 7.8 |

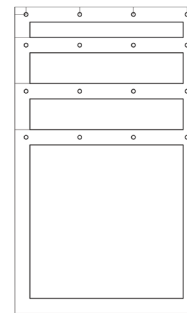


SF24AS




1/2" PROFILE - EXTRA HEAVY-DUTY

| PART NO. | DESCRIPTION | DIMENSIONS | INSERT | BACKING | LBS EACH |
|----------|--------------|------------|-----------|---------|----------|
| APSM24 | Rubber, H.D. | 24" x 24" | 20" x 20" | SM | 9.2 |
| APSM30 | Rubber, H.D. | 24" x 30" | 20" x 20" | SM | 12 |
| APSM36 | Rubber, H.D. | 24" x 36" | 20" x 20" | SM | 14.3 |
| APSM40 | Rubber, H.D. | 24" x 40" | 20" x 20" | SM | 15.4 |



APSM36

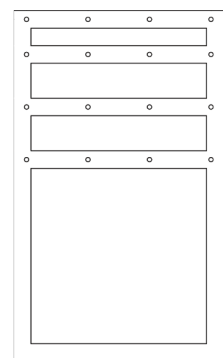


1/2" PROFILE - OPTIONAL DOT ANTI-SPRAY

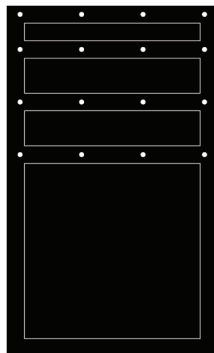
| PART NO. | DESCRIPTION | DIMENSIONS | INSERT | BACKING | LBS EACH |
|----------|--------------|------------|-----------|---------|----------|
| APAS24 | Rubber, H.D. | 24" x 24" | 20" x 20" | AS/DOT | 7.8 |
| APAS30 | Rubber, H.D. | 24" x 30" | 20" x 20" | AS/DOT | 10 |
| APAS36 | Rubber, H.D. | 24" x 36" | 20" x 20" | AS/DOT | 12.2 |
| APAS40 | Rubber, H.D. | 24" x 40" | 20" x 20" | AS/DOT | 14.0 |

3/8" PROFILE - OPTIONAL DOT ANTI-SPRAY

| PART NO. | DESCRIPTION | DIMENSIONS | INSERT | BACKING | LBS EACH |
|----------|--------------|------------|-----------|---------|----------|
| APHD24M | Rubber, H.D. | 24" x 24" | 20" x 20" | AS/DOT | 5.4 |
| APHD30M | Rubber, H.D. | 24" x 30" | 20" x 20" | AS/DOT | 7.3 |
| APHD36M | Rubber, H.D. | 24" x 36" | 20" x 20" | AS/DOT | 9.5 |
| APHD40M | Rubber, H.D. | 24" x 40" | 20" x 20" | AS/DOT | 10.8 |

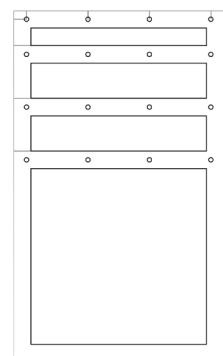


APH36M

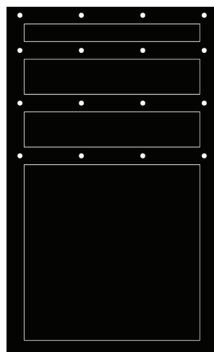


1/2" PROFILE - OPTIONAL RAIN CHANNEL ANTI-SPRAY

| PART NO. | DESCRIPTION | DIMENSIONS | INSERT | BACKING | LBS EACH |
|----------|--------------|------------|-----------|---------|----------|
| APR24M | Rubber, H.D. | 24" x 24" | 20" x 20" | AS/RC | 11.4 |
| APR30M | Rubber, H.D. | 24" x 30" | 20" x 20" | AS/RC | 13.6 |
| APR36M | Rubber, H.D. | 24" x 36" | 20" x 20" | AS/RC | 15.7 |



APM36M



3/8" PROFILE - HEAVY-DUTY

| PART NO. | DESCRIPTION | DIMENSIONS | INSERT | BACKING | LBS EACH |
|----------|--------------|------------|-----------|---------|----------|
| APH24M | Rubber, H.D. | 24" x 24" | 20" x 20" | SM | 6.5 |
| APH30M | Rubber, H.D. | 24" x 30" | 20" x 20" | SM | 8 |
| APH36M | Rubber, H.D. | 24" x 36" | 20" x 20" | SM | 9.5 |
| APH40M | Rubber, H.D. | 24" x 40" | 20" x 20" | SM | 11.1 |

1/4" PROFILE - HEAVY-DUTY

| PART NO. | DESCRIPTION | DIMENSIONS | INSERT | BACKING | LBS EACH |
|----------|--------------|------------|---------------|---------|----------|
| APM24M | Rubber, H.D. | 24" x 24" | 20.5" x 19.5" | SM | 4.8 |
| APM30M | Rubber, H.D. | 24" x 30" | 20.5" x 19.5" | SM | 6 |
| APM36M | Rubber, H.D. | 24" x 36" | 20.5" x 19.5" | SM | 6.6 |


SAFETY CHOCKS & BUMPERS

Our chocks and bumpers are made from rubber tire compounds reinforced with nylon and polyester fabric. Their resistance to abrasion, elasticity properties and impact absorption are excellent protection for vehicles and docks. Custom sizes and designs are also available for every need.

CHOCKS

WHEEL CHOCKS

| PART NO. | DESCRIPTION | DIMENSIONS |
|----------|---|--------------------|
| APWC | Safety chock with eyebolt hardware | 6" x 8" x 10" |
| CHUF | Safety chock with U shape metallic handle | 7.7" x 9.5" x 6" |
| LNCF | Low profile safety chock | 9.75" x 8" x 5" |
| WCHF | Wedge chock eyebolt hardware | 7" x 9.25" x 8" |
| APWF | Wedge chock with rubber molded handle | 7.25" x 9.75" x 8" |



BUMPERS

DOCK BUMPERS

| PART NO. | DESCRIPTION | DIMENSIONS |
|----------|----------------------------|----------------------|
| NR4F | Molded loading dock bumper | 13" x 12" x 4" |
| NPLF | Molded loading dock bumper | 13" x 10" x 4" |
| PL4F | Molded loading dock bumper | 18" x 10" x 4" |
| RLFF | Molded loading dock bumper | 17.75" x 17.75" x 8" |





2212 Union Road
Suite 700 PMB 478
Gastonia, NC 28054

Ph. 704 460 5619
Fx. 704 228 3010

www.EagleMudflaps.com